Quadro de Cargas

QRX

Circ.	Descrição	Tomadas 700W		Pot. W	Pot. V.A	Demanda (%)	Fat. Pot.	Corr. A	Tensão V	Fases	Prot. A	Cond. mm2	Fases ABC	Neutro mm2	Terra mm2	Fase A	Fase B	Fase C
C07	Cadeiro Odontológico 07 – 04	1		700.0	875.0	100%	0.80	6.89	127	1	10A	2.5	A	2.5	2.5	875.0	0.0	0.0
RES.	Circuito Reserva																	
RES.	Circuito Reserva																	
Total		1		700.0	875.0											875.0	0.0	0.0
Aliment.	C=25.92m QT=2%					70%	0.80	2.30	220	3	16A	2.5	ABC	2.5	2.5	875.0	0.0	0.0

Potência Total (700.0 W) (875.0 V.A) Potência Demandada: 70% (490.0 W) (612.5 V.A)

Corrente nas Fases: A=6.9A B=0.0A C=0.0A

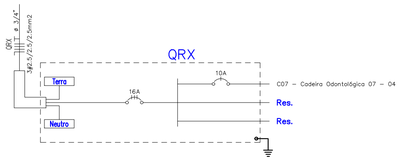

Quadro de Cargas

QCO

Circ.	Descrição	Tomadas 5000W		Pot. W	Pot. V.A	Demanda (%)	Fat. Pot.	Corr. A	Tensão V	Fases	Prot. A	Cond. mm2	Fases ABC	Neutro mm2	Terra mm2	Fase A	Fase B	Fase C
CO–1.2	Compressores 01 e 02	1		5000.0	5263.2	100%	0.95	41.44	127	1	50A	10	A	10	16	5263.2	0.0	0.0
CO–3.4	Compressores 03 e 04	1		5000.0	5263.2	100%	0.95	41.44	127	1	50A	10	B	10	16	0.0	5263.2	0.0
CO–5.6	Compressores 05 e 06	1		5000.0	5263.2	100%	0.95	41.44	127	1	50A	10	C	10	16	0.0	0.0	5263.2
RES.	Circuito Reserva																	
RES.	Circuito Reserva																	
Total		3		15000.0	15789.5											5263.1	5263.1	5263.1
Aliment.	C=16.1m QT=2%			15000.0	15789.5	70%	0.95	29.10	220	3	63A	16	ABC	6	16	5263.1	5263.1	5263.1

Potência Total (15000.0 W) (15789.5 V.A) Potência Demandada: 70% (10500.0 W) (11052.6 V.A)

Corrente nas Fases: A=41.4A B=41.4A C=41.4A

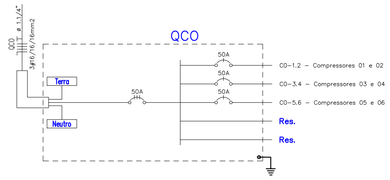

Quadro de Cargas

CO–1.2

Circ.	Descrição	Iluminação 36W		Tomadas 200W	400W	700W		Ar Cond. 1230W	Pot. W	Pot. V.A	Demanda (%)	Fat. Pot.	Corr. A	Tensão V	Fases	Prot. A	Cond. mm2	Fases ABC	Neutro mm2	Terra mm2	Fase A	Fase B	Fase C
1	Consultório Odontológico 01 e 02	2		2	2				1272.0	1382.6	100%	0.92	10.89	127	1	16A	2.5	C	2.5	2.5	0.0	0.0	1382.6
AC01	1230 W – 01 – 12k							1	1230.0	1337.0	100%	0.92	6.08	220	2	10A	2.5	CA	––	2.5	668.5	0.0	668.5
AC02	1230 W – 01 – 12k							1	1230.0	1337.0	100%	0.92	6.08	220	2	10A	2.5	AB	––	2.5	668.5	668.5	0.0
C01	Cadeira Odontológica 01 – 01					1			700.0	760.9	100%	0.92	5.99	127	1	10A	2.5	B	2.5	2.5	0.0	760.9	0.0
C02	Cadeira Odontológica 02 – 01					1			700.0	760.9	100%	0.92	5.99	127	1	10A	2.5	B	2.5	2.5	0.0	760.9	0.0
RES.	Circuito Reserva																						
RES.	Circuito Reserva																						
Total		2		2	2	2		2	5132.0	5578.3											1336.9	2190.2	2051.0
Aliment.	C=7.43m QT=2%										70%	0.92	14.64	220	3	20A	2.5	ABC	2.5	2.5	1336.9	2190.2	2051.0

Potência Total (5132.0 W) (5578.3 V.A) Potência Demandada: 70% (3592.4 W) (3904.8 V.A)

Corrente nas Fases: A=12.2A B=18.1A C=17.0A

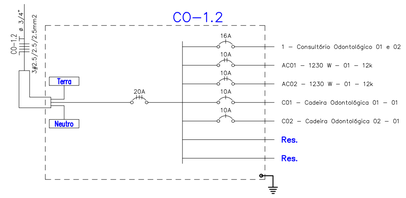

Quadro de Cargas

CO–3.4

Circ.	Descrição	Iluminação 36W		Tomadas 200W	400W	700W		Ar Cond. 1230W	Pot. W	Pot. V.A	Demanda (%)	Fat. Pot.	Corr. A	Tensão V	Fases	Prot. A	Cond. mm2	Fases ABC	Neutro mm2	Terra mm2	Fase A	Fase B	Fase C
2	Consultório Odontológico 03 e 04	2		2	2				1272.0	1382.6	100%	0.92	10.89	127	1	16A	0	C	––	0	0.0	0.0	1382.6
AC03	1230 W – 02 – 12k							1	1230.0	1337.0	100%	0.92	6.08	220	2	10A	0	CA	––	0	668.5	0.0	668.5
AC04	1230 W – 02 – 12k							1	1230.0	1337.0	100%	0.92	6.08	220	2	10A	0	AB	––	0	668.5	668.5	0.0
C03	Cadeira Odontológica 03 – 02					1			700.0	760.9	100%	0.92	5.99	127	1	10A	0	B	––	0	0.0	760.9	0.0
C04	Cadeira Odontológica 04 – 02					1			700.0	760.9	100%	0.92	5.99	127	1	10A	0	B	––	0	0.0	760.9	0.0
RES.	Circuito Reserva																						
RES.	Circuito Reserva																						
Total		2		2	2	2		2	5132.0	5578.3											1336.9	2190.2	2051.0
Aliment.	C=14.74m QT=2%										70%	0.92	14.64	220	3	20A	2.5	ABC	2.5	2.5	1336.9	2190.2	2051.0

Potência Total (5132.0 W) (5578.3 V.A) Potência Demandada: 70% (3592.4 W) (3904.8 V.A)

Corrente nas Fases: A=12.2A B=18.1A C=17.0A

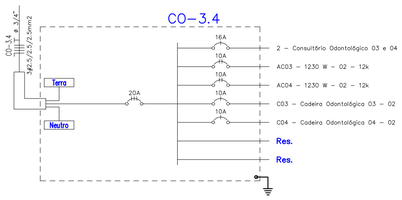

Quadro de Cargas

CO–5.6

Circ.	Descrição	Iluminação 36W		Tomadas 200W	400W	700W		Ar Cond. 1230W	Pot. W	Pot. V.A	Demanda (%)	Fat. Pot.	Corr. A	Tensão V	Fases	Prot. A	Cond. mm2	Fases ABC	Neutro mm2	Terra mm2	Fase A	Fase B	Fase C
3	Consultório Ondontológico 05 e 06	2		2	2				1272.0	1382.6	100%	0.92	10.89	127	1	16A	2.5	C	2.5	2.5	0.0	0.0	1382.6
AC05	1230 W – 03 – 12k							1	1230.0	1337.0	100%	0.92	6.08	220	2	10A	2.5	CA	––	2.5	668.5	0.0	668.5
AC06	1230 W – 02 – 12k							1	1230.0	1337.0	100%	0.92	6.08	220	2	10A	2.5	AB	––	2.5	668.5	668.5	0.0
C05	Cadeira Odontológica 05 – 03					1			700.0	760.9	100%	0.92	5.99	127	1	10A	2.5	B	2.5	2.5	0.0	760.9	0.0
C06	Cadeira Odontológica 06 – 03					1			700.0	760.9	100%	0.92	5.99	127	1	10A	2.5	B	2.5	2.5	0.0	760.9	0.0
RES.	Circuito Reserva																						
RES.	Circuito Reserva																						
Total		2		2	2	2		2	5132.0	5578.3											1336.9	2190.2	2051.0
Aliment.	C=21.7m QT=2%										70%	0.92	14.64	220	3	20A	2.5	ABC	2.5	2.5	1336.9	2190.2	2051.0

Potência Total (5132.0 W) (5578.3 V.A) Potência Demandada: 70% (3592.4 W) (3904.8 V.A)

Corrente nas Fases: A=12.2A B=18.1A C=17.0A

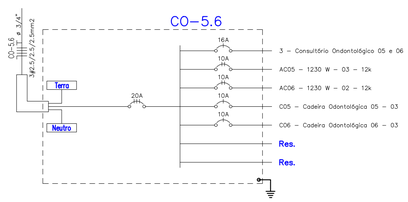

Quadro de Cargas

MEDIÇÃO CEO

Circ.	Descrição	Qd.Distr. 46943.2W	Pot. W	Pot. V.A	Demanda (%)	Fat. Pot.	Corr. A	Tensão V	Fases	Prot. A	Cond. mm2	Fases ABC	Neutro mm2	Terra mm2	Fase A	Fase B	Fase C
QGBT	Quadro: QGBT	1	46943.2	50744.7	100%	0.93	133.19	220	3	150	70	ABC	35	35	16914.9	16914.9	16914.9
RES.	Circuito Reserva																
RES.	Circuito Reserva																
Total		1	46943.2	50744.7											16914.9	16914.9	16914.9
Aliment.	C=10m QT=2%		46943.2	50744.7	70%	0.93	93.50	220	3	150A	95	ABC	50	50	16914.9	16914.9	16914.9

Potência Total (46943.2 W) (50744.7 V.A) Potência Demandada: 70% (32860.2 W) (35521.3 V.A)

Corrente nas Fases: A=133.2A B=133.2A C=133.2A

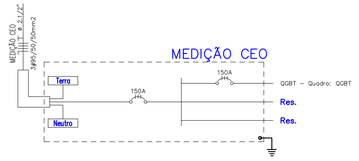

Quadro de Cargas

QGBT

Circ.	Descrição	Iluminação 18W	24W	36W	40W		Tomadas 200W	400W		Ar Cond. 1000W	1230W	1870W	2504W	700W	5132W	Qd.Distr. 15000W	Pot. W	Pot. V.A	Demanda (%)	Fat. Pot.	Corr. A	Tensão V	Fases	Prot. A	Cond. mm2	Fases ABC	Neutro mm2	Terra mm2	Fase A	Fase B	Fase C
4	RAIO–X			1				1									436.0	473.9	100%	0.92	3.73	127	1	10A	2.5	B	2.5	2.5	0.0	473.9	0.0
5	CR			1			2										436.0	473.9	100%	0.92	3.73	127	1	10A	2.5	B	2.5	2.5	0.0	473.9	0.0
6	PRÓTESE			1			3										636.0	691.3	100%	0.92	5.44	127	1	10A	2.5	B	2.5	2.5	0.0	691.3	0.0
7	COPA/DML			1			2										436.0	473.9	100%	0.92	3.73	127	1	10A	2.5	C	2.5	2.5	0.0	0.0	473.9
8	LIXO/BANH. MASC./FEM.	2			2												116.0	126.1	100%	0.92	0.99	127	1	10A	2.5	C	2.5	2.5	0.0	0.0	126.1
9	SALA DE UTILIDADES			2			2										472.0	513.0	100%	0.92	4.04	127	1	10A	2.5	A	2.5	2.5	513.0	0.0	0.0
10	COPA/DML			2			2	1									872.0	947.8	100%	0.92	7.46	127	1	10A	2.5	B	2.5	2.5	0.0	947.8	0.0
11	COORDENAÇÃO			2			2	2									1272.0	1382.6	100%	0.92	10.89	127	1	16A	2.5	B	2.5	2.5	0.0	1382.6	0.0
12	ALMOXARIFADO			1			2										436.0	473.9	100%	0.92	3.73	127	1	10A	2.5	B	2.5	2.5	0.0	473.9	0.0
13	GERÊNCIA			2			2	2									1272.0	1382.6	100%	0.92	10.89	127	1	16A	2.5	A	2.5	2.5	1382.6	0.0	0.0
14	RECEPÇÃO/ARQUIVO			1			3										636.0	691.3	100%	0.92	5.44	127	1	10A	2.5	B	2.5	2.5	0.0	691.3	0.0
15	RECEPÇÃO/ESPERA/BANH. MASC./FEM.	2		5													216.0	234.8	100%	0.92	1.85	127	1	10A	2.5	B	2.5	2.5	0.0	234.8	0.0
16	CIRCULAÇÃO		11														264.0	287.0	100%	0.92	2.26	127	1	10A	2.5	A	2.5	2.5	287.0	0.0	0.0
AC07	2504 W – 04 – 24k												1				2504.0	2721.7	100%	0.92	12.37	220	2	16A	4	CA	––	4	1360.9	0.0	1360.9
AC08	930 W – 04 – 9k									1							1000.0	1087.0	100%	0.92	4.94	220	2	10A	2.5	CA	––	2.5	543.5	0.0	543.5
AC09	930 W – 06 – 9k									1							1000.0	1087.0	100%	0.92	4.94	220	2	10A	2.5	CA	––	2.5	543.5	0.0	543.5
AC10	930 W – 07 – 9k									1							1000.0	1087.0	100%	0.92	4.94	220	2	10A	2.5	BC	––	2.5	0.0	543.5	543.5
AC11	1230 W – 09 – 12k										1						1230.0	1337.0	100%	0.92	6.08	220	2	10A	2.5	BC	––	2.5	0.0	668.5	668.5
AC12	1230 W – 10 – 12k										1						1230.0	1337.0	100%	0.92	6.08	220	2	10A	2.5	CA	––	2.5	668.5	0.0	668.5
AC13	1870 W – 11 – 18k											1					1870.0	2032.6	100%	0.92	9.24	220	2	16A	2.5	BC	––	2.5	0.0	1016.3	1016.3
AC14	930 W – 12 – 9k									1							1000.0	1087.0	100%	0.92	4.94	220	2	10A	2.5	BC	––	2.5	0.0	543.5	543.5
AC15	1870 W – 13 – 18k											1					1870.0	2032.6	100%	0.92	9.24	220	2	16A	2.5	CA	––	2.5	1016.3	0.0	1016.3
AC16	2504 W – 15 – 24k												1				2504.0	2721.7	100%	0.92	12.37	220	2	16A	6	CA	––	6	1360.9	0.0	1360.9
AC17	2504 W – 15 – 24k												1				2504.0	2721.7	100%	0.92	12.37	220	2	16A	6	AB	––	6	1360.9	1360.9	0.0
CO–1.2	Quadro: CO–1.2														1		5132.0	5578.3	70%	0.92	14.64	220	3	20	2.5	ABC	2.5	2.5	1859.4	1859.4	1859.4
CO–3.4	Quadro: CO–3.4														1		5132.0	5578.3	70%	0.92	14.64	220	3	20	2.5	ABC	2.5	2.5	1859.4	1859.4	1859.4
CO–5.6	Quadro: CO–5.6														1		5132.0	5578.3	70%	0.92	14.64	220	3	20	2.5	ABC	2.5	2.5	1859.4	1859.4	1859.4
QCO	Quadro: QCO															1	15000.0	15789.5	70%	0.95	41.44	220	3	30	16	ABC	16	16	5263.2	5263.2	5263.2
QRX	Quadro: QRX													1			700.0	875.0	70%	0.80	2.30	220	3	16	2.5	ABC	2.5	2.5	291.7	291.7	291.7
RES.	Circuito Reserva																														
RES.	Circuito Reserva																														
RES.	Circuito Reserva																														
RES.	Circuito Reserva																														
Total		4	11	19	2		20	6		4	2	2	3	1	3	1	56308.0	60803.6											20170.0	20635.1	19998.3
Aliment.	C=7.78m QT=2%																46979.2	50783.8	100%	0.93	133.60	220	3	150A	70	ABC	35	35	20170.0	20635.1	19998.3

Potência Total (56308.0 W) (60803.6 V.A) Potência Demandada: 83.52% (46979.2 W) (50783.8 V.A)

Corrente nas Fases: A=140.9A B=141.2A C=141.2A

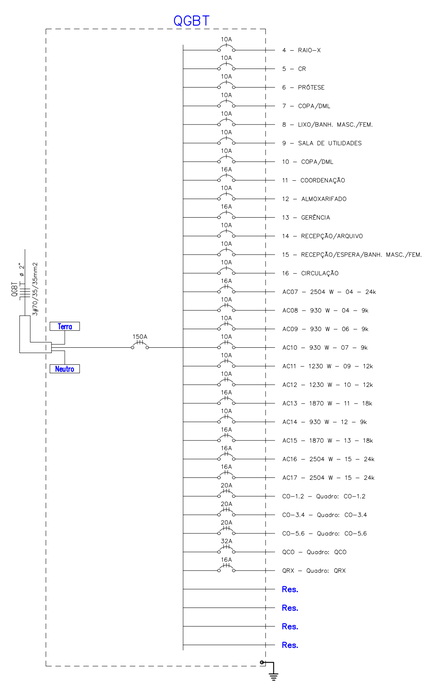

ANANINDEUA É TRABALHO

SECRETARIA MUNICIPAL DE SAÚDE

COORDENAÇÃO DE PROJETOS E FISCALIZAÇÃO DE OBRAS - CPFO

Obra: CONSTRUÇÃO CEO ÁGUAS LINDAS

End.: Travessa Antônio Lemos, s/nº - Ananindeua PA.

Projeto:	Área Construída: 336,71 m²	Data: AGO/2023	Conteúdo: QUADROS DE CARGA E DIAGRAMAS UNIFILARES.
Engº. José Maria Bastos CREA 1953-D PA	Área Terreno: 3.461,50 m²	Escala: 1:50	ELÉTRICO 02/02
CAD: Daniel Enomoto	Atualização: AGO/2023		Secretária: